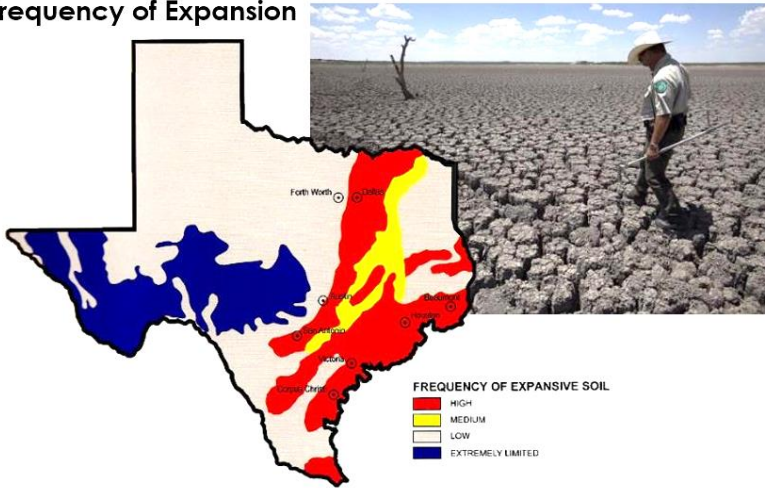


## Solving Foundation Construction Challenges

Texas developers, builders, general contractors and concrete installers are fortunate to have one of the hottest building markets in the country but Texas is also plagued with some of the worst active clay soils in the country. Active clay soils will expand and contract over time with changing moisture conditions. The result is foundation movement and potential damage to the foundation and building structure.

### Frequency of Expansion




The Wrong Foundation Can Lead to:

- Slab Damage
- Cracks in Masonry
- Uneven Floors
- Cracked Walls & Ceilings
- Inoperable Windows or Doors

Damages Can Result In:

- Lawsuits and legal expenses
- Costly Repairs
- Business Distractions
- Unhappy Customers
- Tarnished Reputation

### Foundation Problems May Take Years to Incubate



### Builders, GCs and Concrete Installers Maintain Liability


Foundation problems can arise soon after the construction is completed or may take years to incubate. Builders, general contractors, engineers and concrete installers maintain liability long after the construction job is completed.

# Eliminate the Foundation Risk Associated with Active Soils

SlabTek provides the solution to potential future foundation issues by removing soil movement out of the equation. SlabTek Foundations use a proven, patented process of elevating a slab-on-grade foundation above the ground to create a protective void between the slab and the soil. This innovation isolates the foundation,




**TELLA FIRMA**  
*Patented  
Lifting Mechanism*




helping protect it from damaging soil swells and contractions. Designed to perform like a suspended foundation, SlabTek provides the strength of a pier-and-beam foundation system, yet is much more affordable and takes less time to install than most traditional suspended foundations. The SlabTek

lifting system is based on commercial engineering principles that have been in practice for over 50 years, and has been installed in homes and commercial structures for over a decade. The Slab-Tek Lifting Mechanism is backed by a full 10-year warranty.

Shown in the renderings is a suspended SlabTek foundation. The slab is elevated at least 1.5 times the expected Potential Vertical Rise (PVR) of the soil based upon the GeoTechnical soils test.



**Protective Void**  
Under normal  
moisture  
conditions



**Protective Void**  
As moisture  
causes soil to  
expand into  
void

# Wide Variety of Builders Have Proven Out the System



**Single Family – Custom Homes**



**Single Family – Production Homes**



**Multifamily, Assisted Living and Townhomes**

The SlabTek lifting system is field-tested and customer-proven and accepted by both residential and commercial builders. The system has been used by more than 50 different residential and commercial builders in foundations ranging in size from 2,000 sq. ft. to 100,000 sq. ft.

## **Single Family Homes**

*"SlabTek is efficient, economical and easy to use. We've created additional value for our residents in Parkside by offering this foundation, and we've had a very positive response from our buyers."* **Stewart Parker, Division President of Lennar**

## **Multifamily and Assisted Living**


*"Entering this market, we were concerned with various issues associated with soil conditions in this region of Texas. We believe the Slab Tek system will minimize the risk associated with these issues, and we found the cost to be in line with other foundations we considered for the project"* **Ryan Voorhees, Founder and President of Gold Creek Apartments.**

SlabTek provides the benefits of a structurally suspended foundation but at a more affordable price. The suspended foundation virtually eliminates future warranty issues for the builder and general contractor, and is a Worry-Free foundation for the owner.



# SlabTek Installation Process

1: Set Form Boards



5: Install Capitals



9: Stress & Cut Cables



2: Install Piers




6: Install Cable & Rebar




10: Begin Lift Slab



3: Set Lifting Mech



7: Finish Cable Install



11: Finish Slab Lift



4: Rough in Plumbing



8: Pour Concrete Slab



12: Protective Void



**SlabTek Crews Lifting the Foundation**

For more information contact:



2505 N. Plano Road, Suite 4000  
Richardson, TX 75082

[www.SlabTekCompany.com](http://www.SlabTekCompany.com)

Phone: 817.348.9100

*This product and implementation of suspended slabs using this product are protected by the following:  
US Patents: 8458984, 8671627, 8407898, 8678712, 7823341 B2, 8069620 B2. Canadian Patent: 2628422*